


## 3DMakerpro 3D Scanners' Application Scenarios

- Creation & Sharing
- Automotive
- Medical & Healthcare
- STEAM Education
- Art & Sculpture
- Animate(Unreal Engine)

## Creation & Sharing




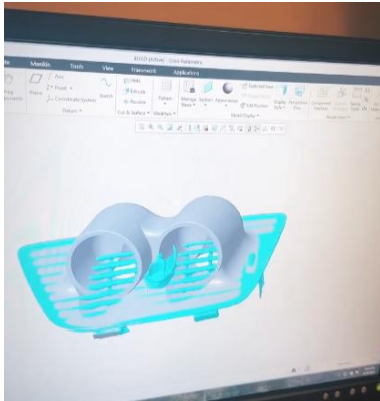

Just like Photos, Videos, anyone can use 3D Scanners to scan anything that you see and then 3D Printing to share and save things that you cherished with those you loved. **To enjoy the 3D fun.**

Especially for the maker or hobbyist, with 3D Scanners you can perform 3D creation, **immersive into the 3D World.**

With Lynx 3D scan human body → 3D Print  
Video: <https://youtu.be/od4uRDWcwB8>

<https://www.instagram.com/p/Cu5OYdtLcSs/>  
("The Thing" creation with Mole)

## Reverse Engineering



For designers and Engineers, Mole and Lynx can help your daily work proceed easier and more conveniently.

<https://www.instagram.com/p/Cu9HrBxvjW-/> (Mole scan car parts)

Mole scan Car parts

<https://www.instagram.com/p/Crb6KeFRMWR/>

<https://www.instagram.com/p/CuyUIqhq5HX/>

## Medical & Healthcare

**Gregor Harih** • 1st  
Assistant Professor and senior researcher in mechanical engineering and...

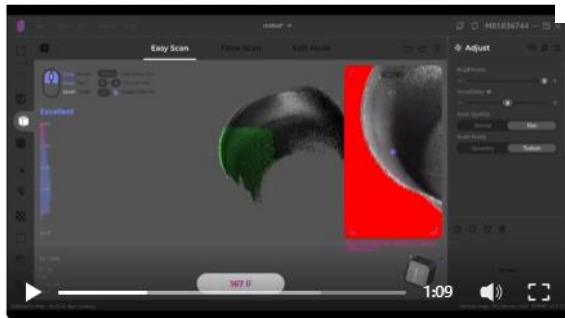
We are pleased to share a recent accomplishment using the Mole 3D scanner from **3DMakerpro**. Our team successfully utilized this scanner to reverse engineer the inner geometry of a transtibial prosthesis socket for the development of a 3D-printed liner with a cellular structure.

Despite the socket's black color, which can be problematic for many scanners, the scanning process with the Mole proved to be straightforward and easy.

One of the most remarkable aspects of using the Mole scanner was its reliable tracking capability. This enabled us to obtain the intricate geometry of the socket with just one scan consisting of 795 frames! The efficiency of the scanner's tracking system significantly streamlined our workflow, saving valuable time and resources.

This methodology will allow us to test liners with different cellular structures and compare them to traditional liners. Different stiffness of the cellular structure will be tested, which will provide valuable subjective responses from the patients concerning comfort and stability of the prosthesis. Such insights will guide us in designing and developing custom-made liners that improve fit while reducing the cost simultaneously.

#IPCADLAB #3DScanning #Biomechanics #3DPrinting #Innovation #3DMakerpro #Prosthetics #ResearchAndDevelopment #EngineeringExcellence #CustomDesign #MedicalInnovation #TechnologyAdvancements #DigitalManufacturing #Prototyping #HealthcareInnovation #BiomedicalEngineering #ProductDesign



**Gregor Harih** **Author**  
Assistant Professor and senior researcher in mechanical engineering...

Cellular liner and the socket.



Like | Reply · 1 Reply

**Gregor Harih** **Author**  
Assistant Professor and senior researcher in mechanical engi...

Perfect fit.



➡ By Mole

“If you are looking for an entry-level, low-cost option for a scanner with no recurring fees, then consider giving this one a try. I think it will be a good way for people to begin their transition to digital O&P.”--  
Credit to UM FS

## STEAM Education

Dzień 4 Dni Druku 3D - edycja 15 🤖

📺 Dziś naszymi gośćmi byli nauczyciele i uczniowie ze szkół technicznych oraz branżowych! 🤖

Dziękujemy Państwu za przybycie i pozytywny odzew! 🙏

Liczmy na owocną współpracę w przyszłości. 😊👍

See Translation



📌 IPD CAD LAB is proud to announce the latest addition to our arsenal of new tech: the Mole 3D scanner from [3DMakerpro!](#) 🤖

We continuously strive to equip our lab with state-of-the-art tools that enable us to push boundaries and unlock new possibilities. The Mole 3D scanner is no exception, representing the next generation of compact and affordable scanning devices.

One of the key strengths of the Mole scanner lies in its user-friendly interface, making it incredibly easy to operate even for those new to 3D scanning.


At IPD CAD LAB, we have diverse applications in mind for this powerful tool. Our primary focus will be on student training, empowering the next generation of engineers and designers with hands-on experience in 3D scanning technology. Moreover, we are thrilled to leverage the Mole scanner's capabilities for two critical areas: reverse engineering and new product design.

However, what sets us apart is our unique fusion of biomechanics knowledge with the capabilities of the Mole scanner. This combination will enable us to determine precise shapes for novel products that interact with the human body, such as prostheses, orthoses, protectors, and other medical and sports equipment. By leveraging the scanner's ability to capture intricate details and our expertise in biomechanics, we aim to advance the development of custom-designed products that enhance the lives of individuals in need.



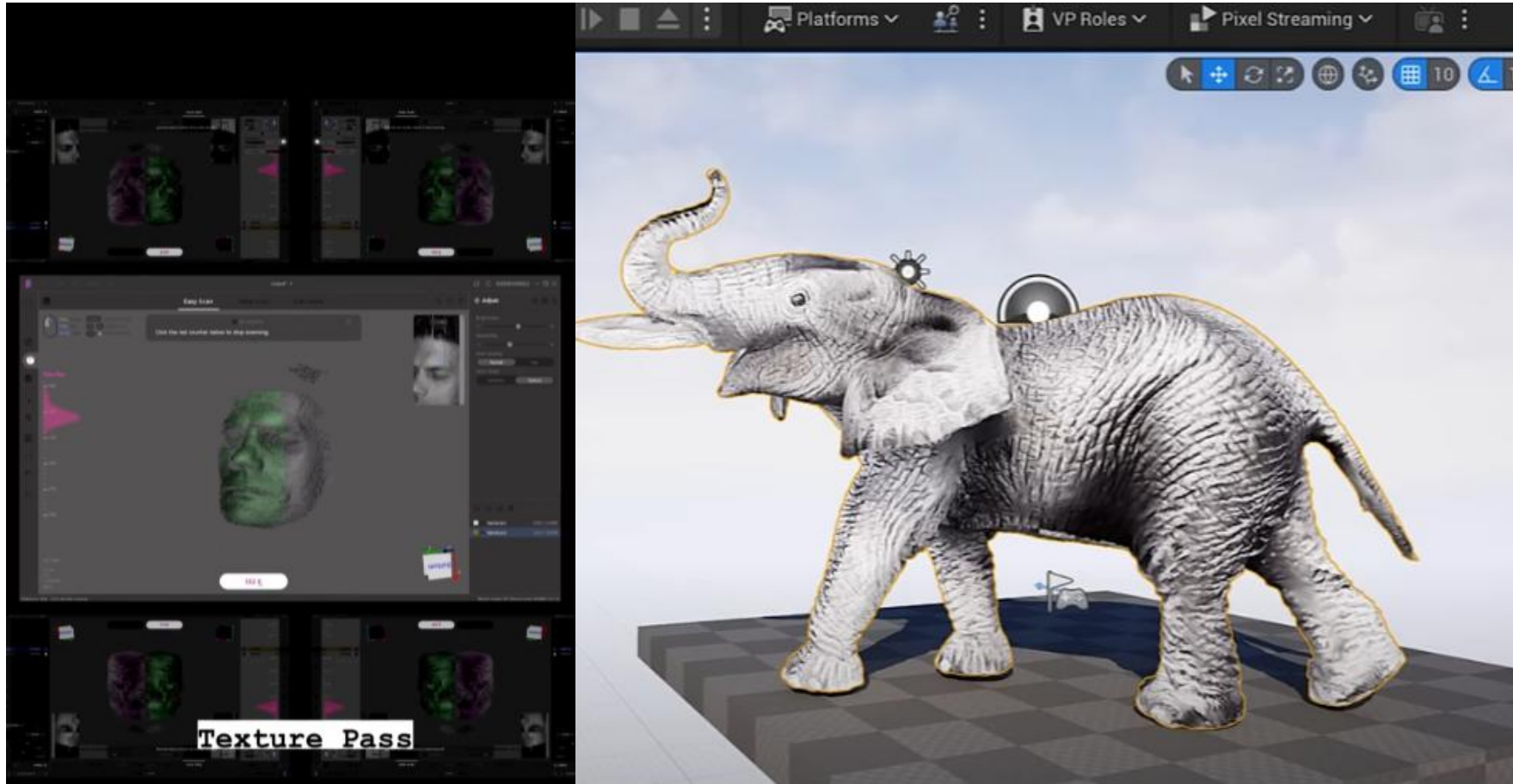
“ One of the key strengths of the Mole scanner lies in its user-friendly interface, making it incredibly easy to operate even for those new to 3D scanning. Moreover, we are thrilled to leverage the Mole scanner's capabilities for two critical areas: reverse engineering and new product design.”-- Credit to IPD CAD LAB

## Art & Sculpture



"Spent the day playing with the Mole scanner and am pretty happy with the results. These are all separate scans of Sculpy maquettes my wife did as an animator at Disney and Dreamworks."--Credit to Kevin Kutchaver

## Animate(Unreal Engine)



If you could scan anything, what would you scan and then animate?

# Thanks

Shenzhen Jimuyida Technology Co., Ltd